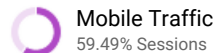
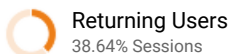


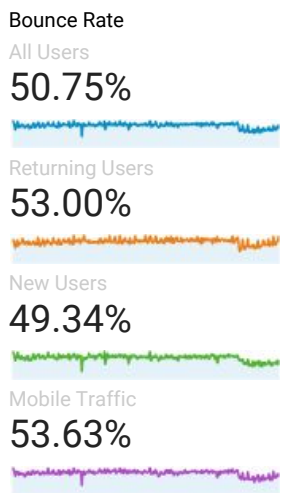
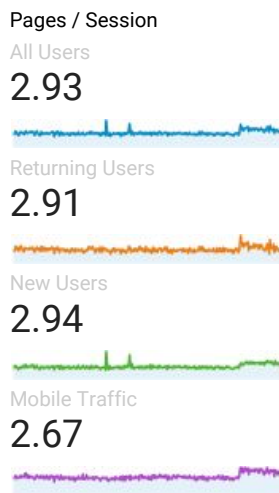
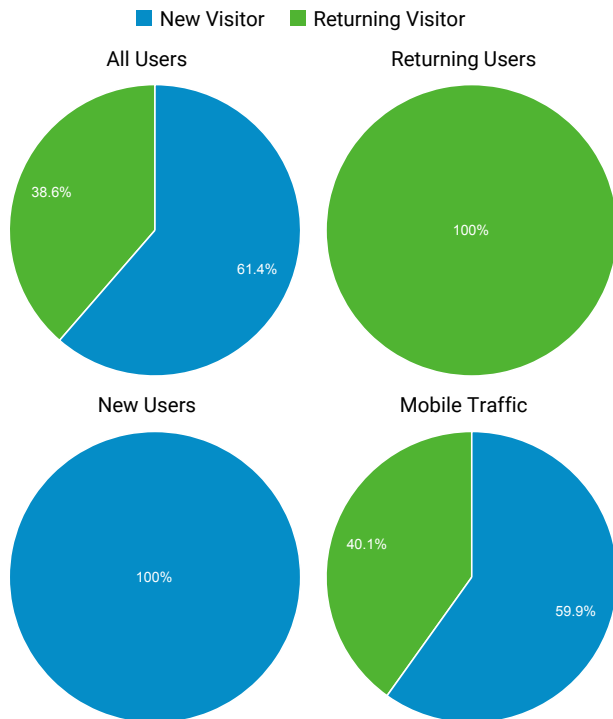
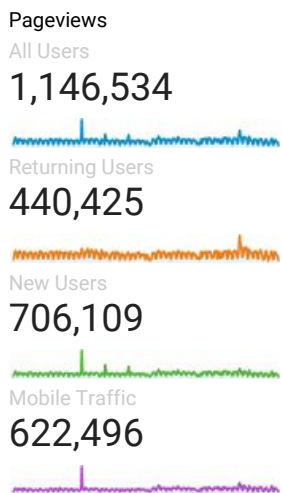
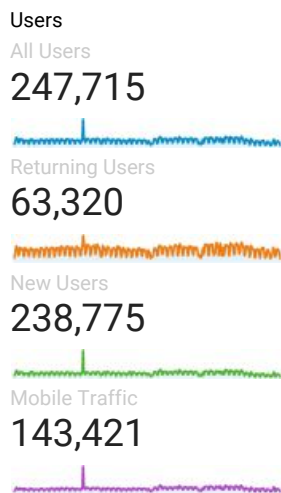
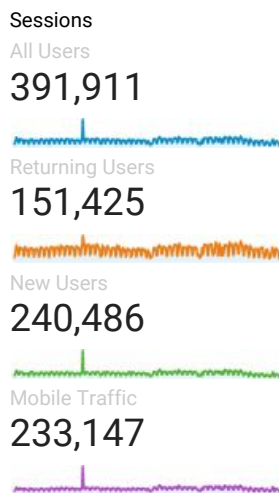
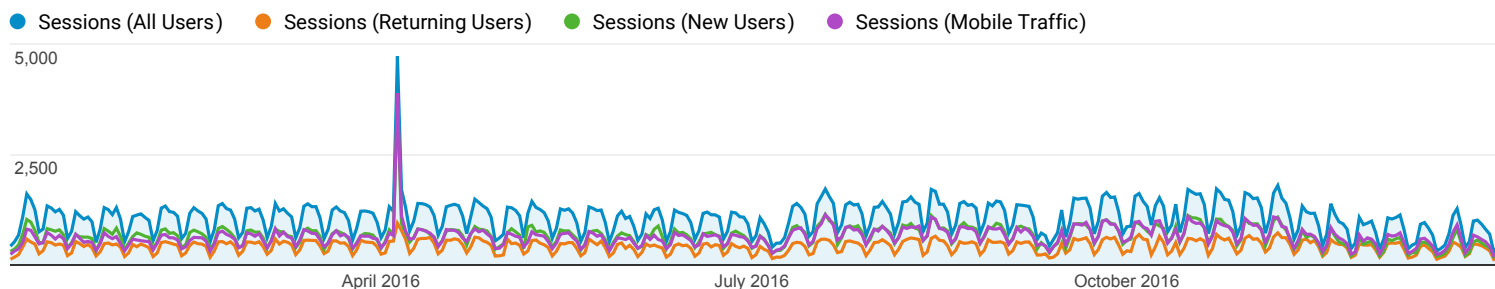
Jan 1, 2016 - Dec 31, 2016

This report is based on 63.74% of sessions. [Learn more](#)

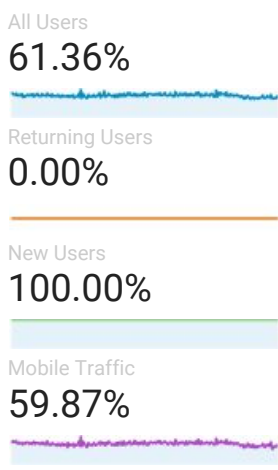
Audience Overview



Overview



% New Sessions



Language	Sessions	% Sessions
1. en-us		
All Users	217,069	55.39%
Returning Users	83,847	55.37%
New Users	133,222	55.39%
Mobile Traffic	90,312	38.73%
2. ar		
All Users	85,756	21.88%
Returning Users	31,834	21.02%
New Users	53,922	22.42%
Mobile Traffic	74,639	32.01%
3. en-gb		
All Users	62,374	15.91%
Returning Users	27,086	17.89%
New Users	35,289	14.67%
Mobile Traffic	54,110	23.21%
4. ar-ae		
All Users	5,877	1.50%
Returning Users	2,325	1.54%
New Users	3,552	1.48%
Mobile Traffic	5,450	2.34%
5. ar-bh		
All Users	3,756	0.96%
Returning Users	1,672	1.10%
New Users	2,083	0.87%
Mobile Traffic	485	0.21%
6. fr		
All Users	3,025	0.77%
Returning Users	424	0.28%
New Users	2,601	1.08%
Mobile Traffic	993	0.43%
7. ar-eg		
All Users	2,258	0.58%
Returning Users	761	0.50%
New Users	1,497	0.62%

Mobile Traffic	1,872		0.80%
<hr/>			
8. ar-sa			
<hr/>			
All Users	1,705		0.44%
Returning Users	361		0.24%
New Users	1,344		0.56%
Mobile Traffic	546		0.23%
<hr/>			
9. en			
<hr/>			
All Users	1,468		0.37%
Returning Users	477		0.31%
New Users	991		0.41%
Mobile Traffic	1,253		0.54%
<hr/>			
10. fr-fr			
<hr/>			
All Users	740		0.19%
Returning Users	152		0.10%
New Users	588		0.24%
Mobile Traffic	452		0.19%
<hr/>			