

**Site Usage**

**24,079** Visits

**49.20%** Bounce Rate

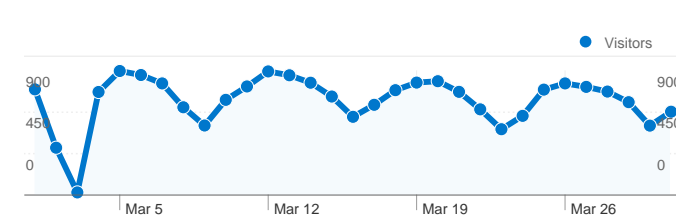
**82,293** Pageviews

**00:02:52** Avg. Time on Site

**3.42** Pages/Visit

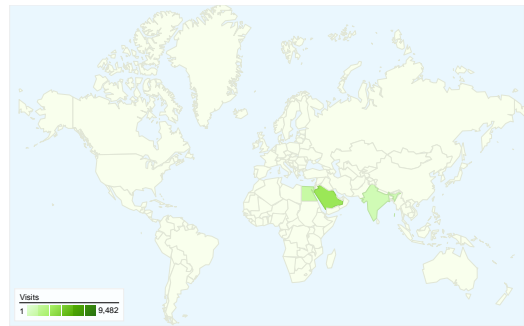
**69.34%** % New Visits

**Visitors Overview**



**Visitors**  
**18,575**

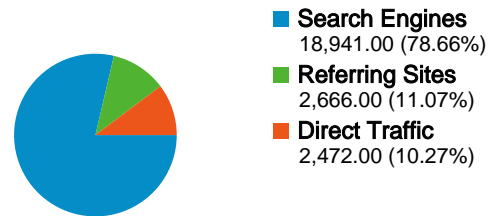
**Map Overlay**

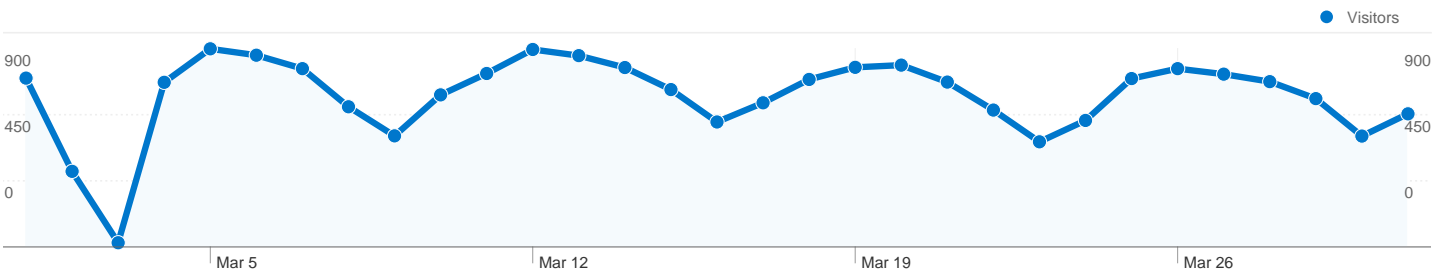


**Content Overview**

Pages	Pageviews	% Pageviews
/ar/HealthTools/BMI.aspx	11,703	14.22%
/ar/	7,252	8.81%
/EN/Default.aspx	4,076	4.95%
/EN/E-	2,767	3.36%
/en/default.aspx	2,421	2.94%

**Traffic Sources Overview**





## 18,575 people visited this site

24,079 Visits

18,575 Absolute Unique Visitors

82,293 Pageviews

3.42 Average Pageviews

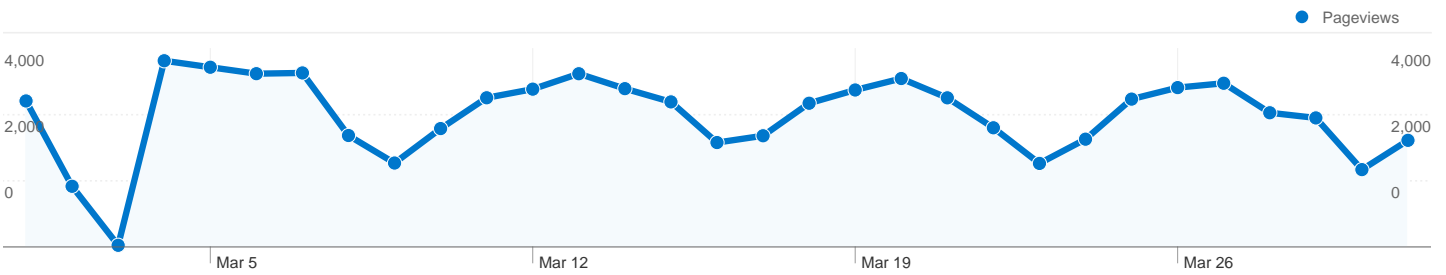
00:02:52 Time on Site

49.20% Bounce Rate

69.34% New Visits

## Technical Profile


Browser	Visits	% visits
Internet Explorer	10,801	44.86%
Chrome	5,000	20.76%
Firefox	3,407	14.15%
Safari	3,293	13.68%
Android Browser	639	2.65%



**Pages on this site were viewed a total of 82,293 times**

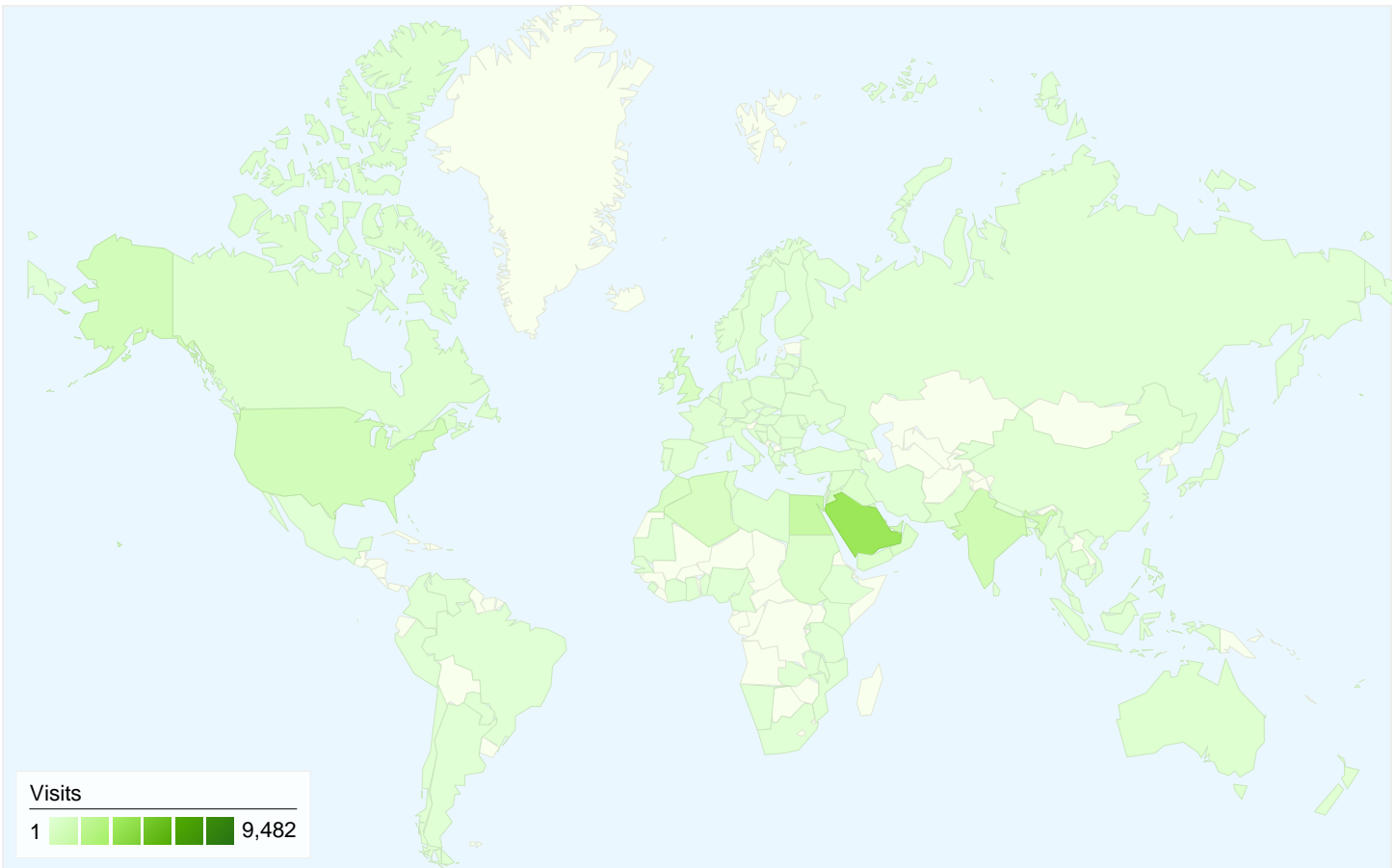
 **82,293 Pageviews**

 **49,493 Unique Views**

 **49.20% Bounce Rate**

## Top Content

Pages	Pageviews	% Pageviews
/ar/HealthTools/BMI.aspx	11,703	14.22%
/ar/	7,252	8.81%
/EN/Default.aspx	4,076	4.95%
/EN/E-Services/DrugPrices.aspx	2,767	3.36%
/en/default.aspx	2,421	2.94%

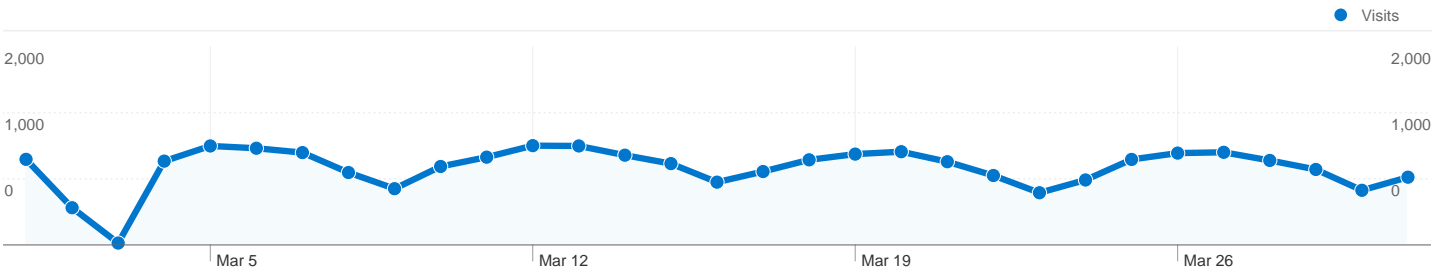


**24,079 visits came from 121 countries/territories**




**Site Usage**

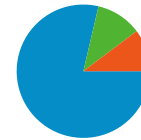
Country/Territory	Visits	Pages/Visit	Avg. Time on Site	% New Visits	Bounce Rate
<b>Visits</b> <b>24,079</b> % of Site Total: 100.00%	<b>Pages/Visit</b> <b>3.42</b> Site Avg: 3.42 (0.00%)	<b>Avg. Time on Site</b> <b>00:02:52</b> Site Avg: 00:02:52 (0.00%)	<b>% New Visits</b> <b>69.42%</b> Site Avg: 69.34% (0.11%)	<b>Bounce Rate</b> <b>49.20%</b> Site Avg: 49.20% (0.00%)	
Bahrain	9,482	4.28	00:03:46	51.29%	39.54%
Saudi Arabia	3,552	2.98	00:02:03	85.42%	51.91%
Egypt	1,362	2.50	00:02:11	82.45%	56.83%
(not set)	1,128	3.15	00:02:51	66.49%	51.06%
India	896	3.50	00:03:15	76.67%	40.96%
United States	762	2.39	00:01:41	83.07%	66.54%
United Arab Emirates	748	3.30	00:02:34	77.14%	47.06%
Jordan	598	2.34	00:01:40	86.79%	66.56%
Algeria	513	1.66	00:01:01	91.42%	74.85%

United Kingdom	<b>485</b>	3.14	00:02:34	70.52%	47.84%
					1 - 10 of 121



All traffic sources sent a total of 24,079 visits

-  10.27% Direct Traffic
-  11.07% Referring Sites
-  78.66% Search Engines



- Search Engines  
18,941.00 (78.66%)
- Referring Sites  
2,666.00 (11.07%)
- Direct Traffic  
2,472.00 (10.27%)

## Top Traffic Sources

Sources	Visits	% visits	Keywords	Visits	% visits
google (organic)	17,719	73.59%	(not provided)	1,594	8.42%
(direct) ((none))	2,472	10.27%	مسجيلة لة لك باسح	1,088	5.74%
bahrain.bh (referral)	600	2.49%	ministry of health bahrain	734	3.88%
bing (organic)	430	1.79%	ةح ص ل ا ة ر ا ز و	533	2.81%
yahoo (organic)	429	1.78%	moh bahrain	423	2.23%